




BIOTECH

DEGASi

ELIMINATES TROUBLES
WITH BUBBLES





NO TROUBLES WITH BUBBLES ANYMORE

*– prevent bubble formation in your fluidic system with
BIOTECH DEGASi line of degassers.*

Dissolved gasses in a fluidic system can often cause troubles. When the pressure or the temperature changes, the dissolved gasses can form bubbles which affect the accuracy, precision and performance of your equipment. On-line degassing is a very efficient way of removing dissolved gasses from the liquid and preventing bubble formation.

WHAT IS THE FUNDAMENTAL DIFFERENCE BETWEEN THE DEGASSER AND DEBUBBLER?

.....

The Degasser removes gasses dissolved in the mobile phase/flow systems. The Debubbler catches and removes bubbles visible to your eyes. For further information regarding debubblers - contact us!

BIOTECH DEGASi SERIES ARE DESIGNED TO REMOVE DISSOLVED GASSES FROM A SOLVENT.

The degassers can be employed in all type of applications where gasses dissolved in the operating liquid may interfere with the use of the system. Degassing is an absolute requirement to get optimal performance out of your analytical instrumentation or chromatography system! The use of a BIOTECH DEGASi system will save you time and money by avoiding interruptions in your production.

The BIOTECH DEGASi line is easy to use and provides reliable continuous operation for many years. The extremely low internal volume of the Systec AF™ tubing used in the degasser provides for quick equilibration and very short startup times, compared to the use of a degasser which uses PTFE® degassing channels with the same degassing efficiency. The product range includes six different degassers where you select a model depending on the flow rate and what type of solvent used.

LET THE FLOW VOLUME GUIDE
THE CHOICE OF DEGASi



ANALYTICAL INSTRUMENTATION DEGASSING

Get the best performance out of your instrumentation.

Wide range of application areas.

- Chromatography - HPLC/UHPLC - GPC- Preparative
- Biosensor applications
- Biotechnology

A BIOTECH DEGASi FOR EVERY APPLICATION



GENERAL
PURPOSE



GPC
ELUENT



LIMITED
VOLUME



SEMI
PREP



HI-END
PREP



COMPACT
APPLICATION

Systec AF™ Internal Volume	480 µl	480 µl	100 µl	925 µl	8.4 ml / 13.8 ml	285 µl
No of Channels	2-5	2-5	2-5	2-5	2	2, 4, 6
Biocompatible Flow Path	Y	N	Y	Y	Y	Y
Approximately Max Flow Per Channel (ml/min)	3	3	0.5	6	25 / 50	2
Inner Dimension Flow Path (mm)	1.14	1.14	1.14	1.14	1.91	0.89

GET RID OF DISSOLVED GASSES WITH OUR DEGASi-LINE

DEGASSING EXPLAINED

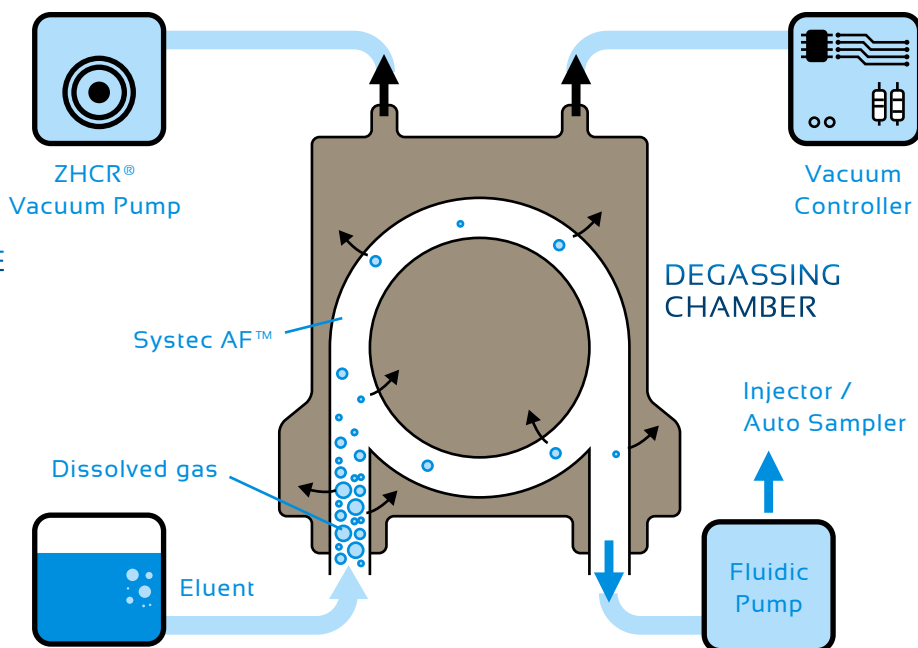
The critical component of the vacuum degasser is a short length of Systec AF™ tubing through which the solvent flows. This tubing is located in a chamber where a partial vacuum is maintained by a vacuum pump that is constantly running at a low speed. Dissolved gasses migrate across the tubing wall under a concentration gradient produced by the vacuum as the solvent flows within the tubing in accordance with Henry's law. The gasses are expelled from the system and the chamber is maintained at a constant, preset vacuum level by varying the vacuum

pump speed as needed. A special port in the vacuum pump continually flushes the pump head with a small "bleed" of air to remove any solvent vapors which may enter the pump from the vacuum chamber. This air bleed eliminates the need for any solenoid valves within the system. This patented design results in zero vacuum "hysteresis".

It is not necessary to totally eliminate the dissolved gas, it only needs to be reduced to a concentration that is below the saturation point of the mixture. Typically, ~50% must be removed.

THE PRINCIPLE OF OUR DEGASi-LINE

Dissolved gasses are actively removed from a flowing liquid stream by vacuum via the Systec AF™ membrane.



THE DEGASSING CHAMBER THE HEART OF OUR DEGASi-LINE

THE SECRET REVEALED

The Systec AF™ membrane is an essential part of the degassing process. Systec AF™ consists of an amorphous perfluorinated copolymer. Through the highly permeable membrane the dissolved gasses are removed, by applying vacuum on the outside of the membrane, while the liquid stays on the inside.

The flow path is inert and most of our different degassing chambers have a biocompatible flow path. Every vacuum chamber is manufactured with the highest quality and tested individually to ensure top-of-the-line performance.

Depending on your needs regarding conditions such as type of solvents and flow rates, we can help you determine the size of the vacuum chamber that will be optimal for your application.



Introducing the ZHCR® (Zero Hysteresis Constant Run) stepper motor driven vacuum pump, specifically designed and developed for membrane degassing of HPLC mobile phase and other fluids used in Analytical Instrumentation.

The graph displays the absorbance of a solution over a 400-second period for two different vacuum sources. The y-axis, labeled 'Absorbance (Au)', ranges from 0.072 to 0.084. The x-axis, labeled 'Time (sec)', ranges from 0 to 400. The 'Competitor Vacuum Source' (blue line) starts at approximately 0.074, fluctuates between 0.070 and 0.074, and ends at 0.070. The 'Systec ZHCR®' (red line) starts at approximately 0.082, fluctuates between 0.080 and 0.082, and ends at 0.080. The Systec ZHCR® maintains a consistently higher absorbance than the competitor source throughout the test.

Time (sec)	Competitor Vacuum Source (Au)	Systec ZHCR® (Au)
0	0.074	0.082
50	0.073	0.081
100	0.073	0.081
150	0.073	0.081
200	0.072	0.080
250	0.073	0.080
300	0.071	0.080
350	0.070	0.080
400	0.070	0.080

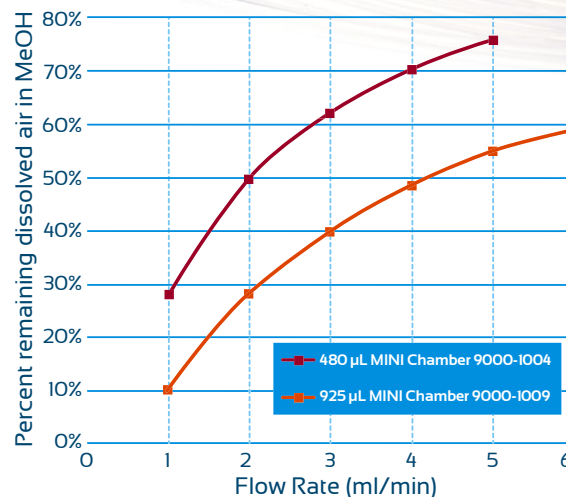
*Vacuum chamber consists of 480 µl of Systec AF™ tubing:
flow rate is 1 ml/min, eluent is methanol; wavelength is 215 nm.

SYSTEC AF™ MEMBRANE

The new Systec AF™ membrane is 50x more permeable and outperforms the older Teflon® PTFE membranes used in many other degassing systems today. This translates into the ability to use shorter tubing for removal of dissolved gasses.

- Ultra-high degassing efficiency
- Low volume
- Considerably shorter equilibration times
- Very easy to prime
- Short vacuum pull-down times, typically 30 seconds
- Single lumen design for consistent degassing
- Inert flow path
- Excellent chemical compatibility flow path
- Long lifetime

Degassing Efficiency: Residual air for Systec Mini-chambers (percent dissolved air vs. flow rate).




Plot shows remaining dissolved air in methanol using a selection of Systec Mini-Chambers*. The range of chambers and specifications offered provide ample solutions for system designs.

* Water and Methanol mixtures between 30 % and 70 % methanol will outgas when more than 38 % dissolved air remains in each of the solvents. Other water and organic mobile phases being mixed using a low pressure gradient system will undergo similar outgassing.



POWER STATUS VACUUM



DEGASi Classic is the first choice for most applications in analytical instrumentation and chromatography. This state-of-the-art stand alone degasser will provide you with trouble free and efficient degassing day after day.

“an all-round degasser for most applications in your lab...”



THE FIRST CHOICE

With the highly permeable Systec AF™ membrane an internal degasser chamber volume of only 480 µl is sufficient to give you excellent degassing efficiency up to flow rates of approximately 3 ml/min. The time the liquid spends inside the vacuum chamber is correlated to the degassing efficiency, so with higher flow rate the degassing efficiency will be lowered. In many cases the 480 µl vacuum chamber can be used at 5 ml/min with sufficient degassing.

Part Number	Number of Channels	Internal Volume
0001-6352-A	2	480 µl
0001-6353-A	3	480 µl
0001-6354-A	4	480 µl
0001-6355-A	5	480 µl

PRODUCT FEATURES

- ♦ Ultra-high degassing efficiency
- ♦ Fits every system
- ♦ Long life expectancy – 5+ years continuous (24/7) running capacity
- ♦ Easy to prime
- ♦ Extremely quiet
- ♦ Closed loop vacuum control means constant vacuum (variable RPM)
- ♦ ZHCR® patented control eliminates baseline fluctuations
- ♦ Excellent chemical compatibility flow path
- ♦ Biocompatible flow path
- ♦ Continuous vacuum system monitoring to ensure optimum operational conditions are maintained
- ♦ Advanced error and leak checking functions
- ♦ 2-pin vacuum level validation output
- ♦ CE & RoHS compliant

GENERAL SPECIFICATIONS

Degassing Channel Tubing:

Systec AF™ (0.045" ID)

Degassing Channel Pressure Rating:

70 PSI (testing pressure)

Wetted Materials:

Systec AF™, PEEK, Glass-filled PTFE

Liquid Connection:

1/4"-28 UNF threaded flat-bottom port

Size (L x H x B):

263 x 131 x 73 mm

POWER REQUIREMENT
USING SUPPLIED AC ADAPTER


100 to 240 VAC (±10 %), 1 A,

50 to 60 Hz (±3 Hz)

Wall Sockets: 4 supplied with AC Adapter, interchangeable: North America/Japan, U.K., Continental Europe, Australia




POWER STATUS VACUUM



DEGASi GPC is the right choice of degasser if you are working with 100 % organic solvents in your fluidic line. Example of application areas where this degasser is successfully used are GPC (Gel Permeation Chromatography) and Normal Phase Chromatography.

“when you are using 100 % organic solvents in your fluidic line...”



WHAT IS UNIQUE

DEGASi GPC uses the same 480 µl Systec AF™ degassing membrane as used in DEGASi Classic. The main difference compared with the DEGASi Classic is that we use a stented version of the vacuum chamber in the DEGASi GPC.

The stent is a short piece of a stainless steel tube placed inside the ends of the degassing membrane, in order to make the internal ferrule in the bulkhead to get a better grip. This solution makes an even more secure internal connection when working with 100 % organic solvents in the fluidic line.

Part Number	Number of Channels	Internal Volume
0001-6622	2	480 µl
0001-6623	3	480 µl
0001-6624	4	480 µl
0001-6625	5	480 µl

PRODUCT FEATURES

- Ultra-high degassing efficiency
- Fits every system
- Long life expectancy – 5+ years continuous (24/7) running capacity
- Easy to prime
- Extremely quiet
- Closed loop vacuum control means constant vacuum (variable RPM)
- ZHCR® patented control eliminates baseline fluctuations
- Excellent chemical compatibility flow path
- Continuous vacuum system monitoring to ensure optimum operational conditions are maintained
- Advanced error and leak checking functions
- 2-pin vacuum level validation output
- CE & RoHS compliant

GENERAL SPECIFICATIONS

Degassing Channel Tubing:

Systec AF™ (0.045" ID)

Degassing Channel Pressure Rating:

70 PSI (testing pressure)

Wetted Materials:

Systec AF™, PPS, Glass-filled PTFE, Stainless Steel

Liquid Connection:

1/4"-28 UNF threaded flat-bottom port

Size (L x H x B):

263 x 131 x 73 mm

POWER REQUIREMENT USING SUPPLIED AC ADAPTER

100 to 240 VAC (±10 %), 1 A,

50 to 60 Hz (±3 Hz)

Wall Sockets: 4 supplied with AC Adapter, interchangeable: North America/Japan, U.K., Continental Europe, Australia



Are you working with very small flow rates? Do you want to minimize the dead volumes inside your system?

Then DEGASi MICRO is your number one choice of degasser. With only 100 µl internal volume you minimize the internal volume while still keeping excellent degassing efficiency up to approximately 0.5 ml/min.

*“an outstanding degasser
for very small flow rates...”*



PRODUCT FEATURES

- Ultra-high degassing efficiency
- Fits every system
- Long life expectancy – 5+ years continuous (24/7) running capacity
- Easy to prime
- Extremely quiet
- Closed loop vacuum control means constant vacuum (variable RPM)
- ZHCR® patented control eliminates baseline fluctuations
- Excellent chemical compatibility flow path
- Biocompatible flow path
- Continuous vacuum system monitoring to ensure optimum operational conditions are maintained
- Advanced error and leak checking functions
- 2-pin vacuum level validation output
- CE & RoHS compliant

GENERAL SPECIFICATIONS

Degassing Channel Tubing:

Systec AF™ (0.045" ID)

Degassing Channel Pressure Rating:

70 PSI (testing pressure)

Wetted Materials:

Systec AF™, PEEK, Glass-filled PTFE

Liquid Connection:

1/4"-28 UNF threaded flat-bottom port

Size (L x H x B):

263 x 131 x 73 mm

POWER REQUIREMENT

USING SUPPLIED AC ADAPTER

100 to 240 VAC (±10 %), 1 A,

50 to 60 Hz (±3 Hz)


Wall Sockets: 4 supplied with AC Adapter, interchangeable: North America/Japan, U.K., Continental Europe, Australia

Part Number	Number of Channels	Internal Volume
0001-6352-S	2	100 µl
0001-6353-S	3	100 µl
0001-6354-S	4	100 µl
0001-6355-S	5	100 µl



When working with higher flow rates, up to 6 ml/min, we strongly recommend DEGASi SEMI-PREP equipped with 925 µl degassing chambers. These chambers can be used up to 10 ml/min but with a bit lower degassing efficiency.

*“manages higher flow rates
up to 6–10 ml/min...”*



PRODUCT FEATURES

- Ultra-high degassing efficiency
- Fits every system
- Long life expectancy – 5+ years continuous (24/7) running capacity
- Easy to prime
- Extremely quiet
- Closed loop vacuum control means constant vacuum (variable RPM)
- ZHCR® patented control eliminates baseline fluctuations
- Excellent chemical compatibility flow path
- Biocompatible flow path
- Continuous vacuum system monitoring to ensure optimum operational conditions are maintained
- Advanced error and leak checking functions
- 2-pin vacuum level validation output
- CE & RoHS compliant

Part Number	Number of Channels	Internal Volume
0001-6352-L	2	925 µl
0001-6353-L	3	925 µl
0001-6354-L	4	925 µl
0001-6355-L	5	925 µl

GENERAL SPECIFICATIONS

Degassing Channel Tubing:

Systec AF™ (0.045" ID)

Degassing Channel Pressure Rating:

70 PSI (testing pressure)

Wetted Materials:

Systec AF™, PEEK, Glass-filled PTFE

Liquid Connection:

1/4"-28 UNF threaded flat-bottom port

Size (L x H x B):

263 x 131 x 73 mm


POWER REQUIREMENT
USING SUPPLIED AC ADAPTER

100 to 240 VAC (±10 %), 1 A,
50 to 60 Hz (±3 Hz)

Wall Sockets: 4 supplied with AC Adapter,
interchangeable: North America/Japan, U.K.,
Continental Europe, Australia



POWER STATUS VACUUM



The DEGASi PREP vacuum degassing system for analytical instrumentation and HPLC removes dissolved gases at flow rates up to approximately 50 ml/min per channel. Built for the rigours of modern preparative and semi-prep scale HPLC, its unique design assures reliable continuous operation and the highest level of continuous performance available. The low internal volume of each Systec AF™ channel offers quick equilibration and short startup times compared with PTFE degassers.

*“the best degassing efficiency
for demanding applications”*

PRODUCT FEATURES

- Ultra-high degassing efficiency
- Low volume, easy to prime
- Dual lumen design for low-flow resistance
- ZHCR® patented control eliminates baseline fluctuations
- Inert flow path
- Long life expectancy – 5+ years continuous (24/7) running capacity
- Continuous vacuum system monitoring to ensure optimum operational conditions are maintained

TIPS! We do supply degassing solutions for even higher flow rates. Please contact us for further information.



Part Number	Number of Channels	Channel Volume (ml)	Flow Rate Per Channel for 70% Gas Removed from 60% MeOH/40% water (ml/ min)	Pressure Drop (mmHg/ml/min)
0001-6482	2	8.4	25	0.28
0001-6484	2	13.8	50	0.47



GENERAL SPECIFICATIONS

Degassing Channel Tubing:

Systec AF™ (0.075" ID)

Degassing Channel Pressure Rating:

70 PSI (testing pressure)

Wetted Materials:

Systec AF™, PPS, Glass-filled PTFE

Liquid Connection:

1/4"-28 UNF threaded flat-bottom port

Size (L x H x B):

296 x 163 x 79 mm

POWER REQUIREMENT

USING SUPPLIED AC ADAPTER

100 to 240 VAC (±10 %), 1 A,

50 to 60 Hz (±3 Hz)

Wall Sockets: 4 supplied with AC Adapter, interchangeable: North America/Japan, U.K., Continental Europe, Australia



Biotech DEGASi Compact is a new line of stand alone degassers which combine the cutting edge Systec technology with a very small footprint at an affordable cost.

“stand alone on-line degasser with the smallest footprint available”

DEGASi Compact is available with 2, 4 or 6 degassing channels in a housing with only 167 x 56 mm footprint.

This is possible due to the development of a new single stage vacuum pump with a small built in control board and new 285 µl Systec AF™ vacuum chambers.

Closed-loop control with a continuously running vacuum pump gives a very smooth baseline. The speed of the pump is varied to maintain an exact vacuum level inside the vacuum chambers.

The degasser is equipped with built in error detection functionalities. A bi-color diode on the front panel gives information about the performance. The extremely low internal volume of 285 µl provides very fast priming and start up. Despite the small size of the unit it has an expected life time of more than 6 years.

Part Number	Number of channels	Internal volume
0004-2285	2	285 µl
0004-4285	4	285 µl
0004-6285	6	285 µl



GENERAL SPECIFICATIONS

Degassing Channel Tubing:

Systec AF™ (0.035" ID)

Degassing Channel Pressure Rating:

70 PSIG

Wetted Materials:

Systec AF™, PPS, PEEK and Glass-filled PTFE

Vacuum Housing Material:

Glass-filled PPS (Polyphenylene Sulfide)

Liquid Connections:

1/4" - 28 UNF-1B

Degasser Nominal Performance:

2 ml/min per channel

Expected Lifetime:

>6 years (continuous run @ 100 RPM
12 hours/day 365 days/year)

WE DO ALL THE WORK YOU TAKE ALL THE CREDIT

*...just add your logo
– customized OEM-degassers*



If you have troubles with bubbles in your system – contact us and we will help you find a solution. High flow, low flow, 1 channel or 8 channels, nasty solvents – we will customize a degasser for you. We supply OEM degassers to international instrument manufacturers around the globe.

WE HELP YOU EVERY STEP OF THE WAY:

- Development
 - Design & drawings
 - Brackets
 - Cables
 - Assembling
 - Testing
 - Warehousing
 - IDEX Authorized Service Center
-



YOUR LOGO

POWER STATUS VACUUM

NO.1
DEGASSER

DEGASSER TUBING KITS

Ready-to-send kits with the tubing in desired lengths and the fittings you need; attached, labeled and packed! We help you choose the best fittings and tubing for every application!

.....
WE HELP YOU EVERY STEP OF THE WAY:
.....

- Wide selection of fittings and tubing
- Filters, tools, tubing markers and accessories
- Labeling with your logo and company details
- Packaging in boxes or plastic bags
- Long experience in this business
- We help you to find solutions for your needs

.....

Alternative fittings for the 1/8" OD tubing



Alternative fittings for the 1/16" OD tubing



Part Number	Degasser Tubing Kits For 1/8" OD Tubing (1/4"-28 Threaded Nuts)
0704	Tubing, 5 m FEP Tubing 1/8" OD x 1/16" ID
1208	Flangeless Fittings, 10 pcs PPS Nuts + 12 pcs ETFE ferrules 1/8" ID
1408	Superflangeless Fittings, 10 pcs PEEK Nuts + 10 pcs ETFE ferrules 1/8" ID
1608	One-piece Superflangeless Fittings, 10 pcs PEEK nuts with integrated PEEK ferrule 1/8" ID
Degasser Tubing Kits For 1/16" OD Tubing (1/4"-28 Threaded Nuts)	
0716	Tubing, 5 m FEP Tubing 1/16" OD x 0.75mm ID
1216	Flangeless Fittings, 10 pcs PEEK Nuts + 12 pcs ETFE ferrules 1/16" ID
1416	Superflangeless Fittings, 10 pcs PEEK Nuts + 10 pcs ETFE ferrules 1/16" ID
1616	One-piece Superflangeless Fittings, 10 pcs PEEK nuts with integrated PEEK ferrule 1/16" ID

MOBILE PHASE BOTTLE KITS

ONE EXAMPLE OF OUR TUBING KITS

With a production of 15,000 Mobile Phase Bottle Kits per annum we believe we can offer you a high quality concept used by leading LC producers and consisting of 4 sets of FEP tubings with 10 µm SS mobile phase filter (other porosities upon request) and Upchurch original Super Flangeless Fittings + mobile phase bottle caps + colored tubing markers.

Every tubing is color coded and so is the nut. Kits are mounted and ready to be used – individually packed into PE bags. Standard length is 1.4 meter – other lengths upon request.


CONTENT OF THE KIT (P/N KIT.B.10.4):

Bottle Cap blue GL45, for 1/8" OD tubing 2 hole + 1 luer hole	4 set
Bottle Cap Plug, luer	4 pcs
Super Flangeless Ferrules ETFE for 1/8" OD tubing, yellow	4 pcs
Nut Super Flangeless 1/8" PEEK Blue	1 pcs
Nut Super Flangeless 1/8" PEEK Yellow	1 pcs
Nut Super Flangeless 1/8" PEEK Green	1 pcs
Nut Super Flangeless 1/8" PEEK Orange	1 pcs
FEP Tubing, 1/8" OD, 1/16" ID, per m	4 x 1.4 m
Solvent Filter SS 10 µm with stem for 1/16" ID tube (40 ml/min)	4 pcs
Marker Tube Blue	1 pcs
Marker Tube Yellow	1 pcs
Marker Tube Green	1 pcs
Marker Tube Orange	1 pcs



*We tailor tubing kits to suit
your requirements...*





A SIMPLE PHILOSOPHY...

Biotech Sweden is a company highly specialized in chromatography accessories and consumables. Biotech is located on the Swedish Westcoast – south of Gothenburg – at the beautiful Onsala peninsula.

We at Biotech believe that value is not "the lowest price" – our customers are the reason we exist – our customers always come first.

We have not lost sight where we come from and therefore we try harder to be your partner, we're not satisfied unless you are satisfied.

Thank you for your business. I know we'll continue to grow and prosper together.

Biotech AB
P.O. Box 133
SE-439 23 Onsala
Sweden

Telephone +46 (0)300-56 91 80
Fax +46 (0)300-56 91 81
info@biotech.se
www.biotech.se

USA Biotech USA – info@biotechusa.us

INDIA Biotech Pvt Ltd – tech@biotechltd.in

SWEDEN Biotech AB – info@biotech.se

Distributor:

"IDEX Health & Science LLC is pleased to announce the appointment of Biotech AB the designation of Tier 1 European Distributor effective from January 1, 2011. As a Tier 1 Distributor, Biotech AB will provide an increased level of service to our European customers through technical support, superior customer focus, and localized delivery capabilities." – IDEX Health & Science LLC